


AÉROWING GATE



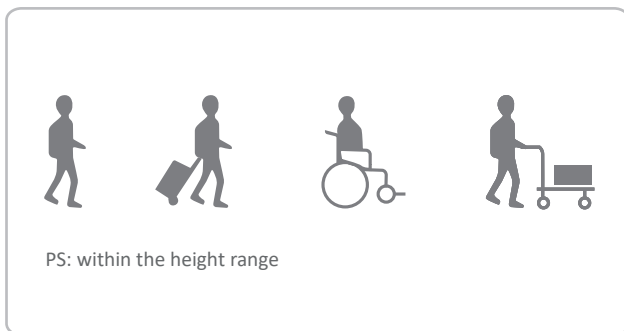
PRODUCT INTRODUCTION

The simplicity of the T1 AéroWing Gate naturally blends the turnstile into sophisticated surroundings. The vibrant LED lights are meticulously positioned along the edges of the top, guiding visitors to authorized areas. Advanced verification technologies such as Facial Recognition, Palm Vein, QR Code are intelligently integrated with the speed gate, offering not only a peace of mind but also an aesthetic yet secure solution to any buildings and businesses.

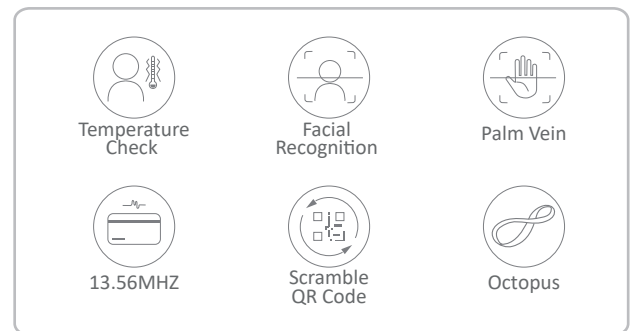


Its lightweight, almost airy T-shaped design encapsulates perfectly the unique beauty of pureness. This effortless simplicity harmonizes the speed gate with any entrances, constructing a pleasant and an unparalleled authentication experience.

SCOPE OF APPLICATION



SUPPORT



FUNCTIONAL FEATURES



Control mode:
9 kinds of dual-direction
control mode (alternative)



Remote control and
configuration, user interface
personalization



Operational mode:
Normal open / closed
position (alternative)



Real-time status
monitoring with 8 pairs of
OMRON sensors (standard)



Passage Memory:
Support 0 to 99 consecutive
door opening signal input



Operating speed
0.8s-1.6s (customizable)



LED lights indication:
Status indication /
Direction indication



Laser sensor:
Higher detection accuracy
compared with IR



Standard external electrical
interface, with photoelectric
safety isolation



Advanced protection to
prevent electrical leakage,
pinching, and collision

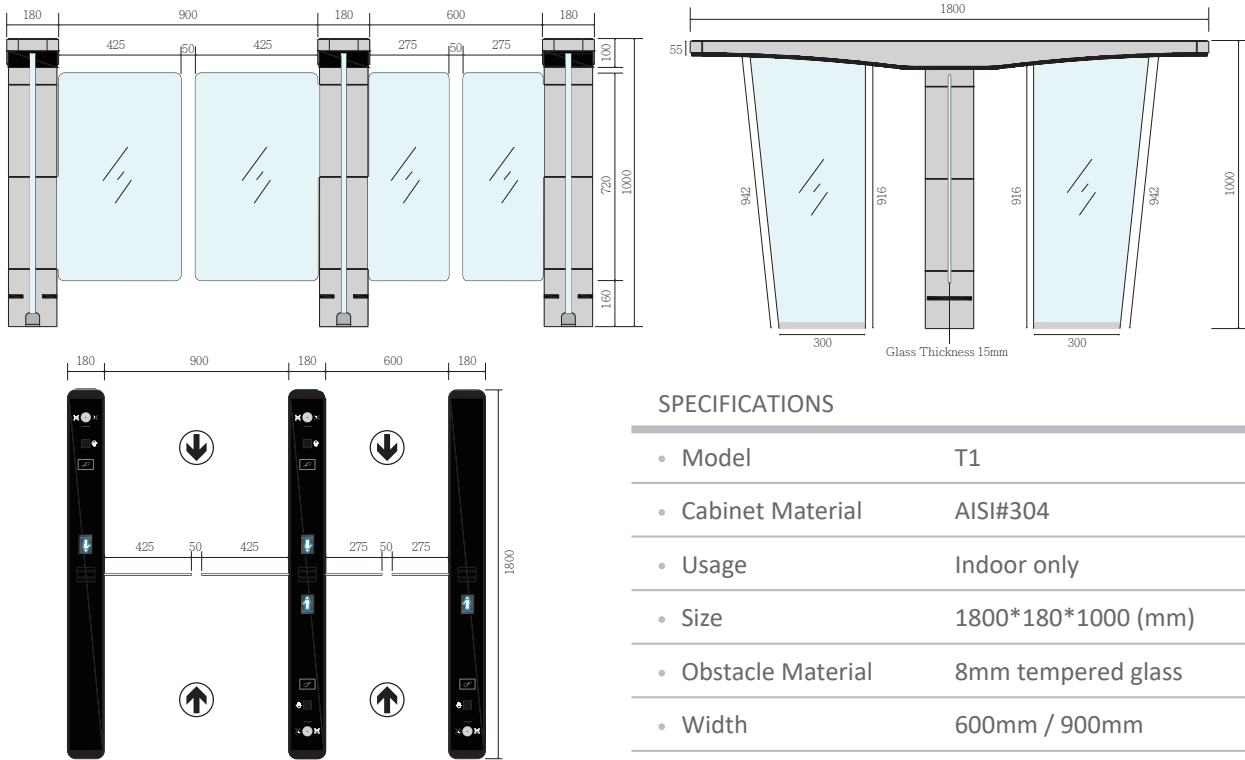


2D laser module:
Ground-level safety sensor
for child-friendly passage



Enhanced anti-tailgating
design

BASIC SPECIFICATIONS



SPECIFICATIONS

• Model	T1
• Cabinet Material	AISI#304
• Usage	Indoor only
• Size	1800*180*1000 (mm)
• Obstacle Material	8mm tempered glass
• Width	600mm / 900mm

MECHANICAL PERFORMANCE

- Door Positioning: Servo-controlled moving position encoder
- Door Opening: 90° to the middle
- Low Noise Operation: ≤ 60db
- Fail Safe Operation: Lock disengages in case of power outage
- Movement Angle: 166°
- Capacity: ≥ 25 people/minute
- Power Drive: DC24V
- Lifespan: ≥ 15M times
- MCBF: ≥ 10M times

CUSTOMIZABLE OPTIONS

- Material: SUS#316 or others
- Appearance: Colour Spray or Electroplating (colour board provided by clients)
- Gate Length: Customizable based on clients' requirements
- Surface: Wiredrawing (standard) / Glossy / Matte
- Obstacle: Length / Height / Printed pattern
- Card Area: Customized printed pattern
- Others: Customized to support other forms of biometric authentication
- Installation: Customized flooring panels (floor slotting not required)

ELECTRICAL & ENVIRONMENTAL

- Supply Voltage: AC110V ± 10% 60Hz (Optional); AC220V ± 10% 50Hz
- Frequency: Single-phase 50Hz to 60Hz
- Working Voltage: DC24V
- Current: Static 300mA; dynamic 3A (maximum operating current)
- Operating Temperature: 0 to 60°C (32 to 140°F)
- Storage Temperature: -20 to 60°C (-4 to 140°F)
- Relative Humidity: 5% to 95% (non-condensing)

2D TURNSTILE LASER MODULE

- Laser Wavelength: 905nm (non-visible light)
- Laser Safety Class: Class 1 (IEC 60825-1:2014), safe for human eyes
- Operating Frequency: 10Hz
- Distance Resolution: ± 2cm
- Response Time: ≤ 100ms
- Accuracy: 99% (unobstructed)
- Operating Temperature: -20°C to +60°C