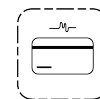
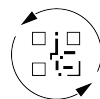
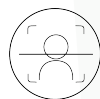



## 8818 Network Facial Door Access Panel



### FEATURES

- User defined 128 bits master key on panel for proprietary communication
- Scramble data encryption between PC to PANEL
- Scramble data encryption between PANEL to ACX RS485 reader
- Support ACX K8 / X8 Facial Recognition multi-technologies reader
- Multi card number format, multi site code
- True IP communication, allow daisy chain connection
- Supervise I/O monitoring
- Work with ACX high security emergency key switch
- Panel Interactive message on ACX LCD reader

## SPECIFICATION

Communication		Facial Recognition Reader	
PC to Panel	TCP / IP, 100Mbps with 128 bits custom key for random encryption	 <p>X8</p>	Facial Recognition + Card + QR Code + Bluetooth Multi-technologies / Single technology SenseTime Algorithm
Max. Panel	Depends on IP address available		Max. 20,000 facial templates
Wiring Methods	2 x RJ45 port on board; Panel to hub, CAT 5 cable (max. 100 meters); Panel to panel, daisy chain by CAT 5 cable (max. 100 meters)		7 color circle LED Buzzer control Reader Cable to ACX 8818 controller - CAT 5 (70M) / CAT 6 (150M) + RS485 (shielded twisted pair cable)
Memory (Per Door)		Parameters	
Card Holder	1. Standard Version : 8 bytes card number only : 40,960 With 16 bytes card holder info : 27,306 2. Professional Version : 8 bytes card number only : 84,650 With 16 bytes card holder info : 56,433	Holidays	100 Holiday dates
Transaction	42,816	Timezone	80 x access control time zone 1 x password time zone 1 x electric Lock time zone 1 x alarm time zone 1 x door ajar time zone 1 x request to exit time zone 1 x twin card operation time zone 1 x system message display time zone, work with ACX display reader All timezone can be assigned from Monday to Sunday and Holiday, 4 intervals per day, time zone can be selected globally or individually
Events	800	Password	User password for time zone access Global password for open door through key in PIN code directly Duress password
Panel I/O		Power Supply	
Panel Input	1 x IN and 1 x OUT Wiegand reader or; 1 x IN and 1 x OUT ACX scramble RS485 reader 1 x door sensor input 1 x request to exit input 1 x auxiliary input 1 x controller box tamper input 1 x ACX high security key open door device Power input monitoring : A.C. / D.C. / Backup Battery Work with ACX high security door emergency open device, couple with random key switch & reset panel	Backup Battery	12VDC, 7AH backup battery, provide at least 4 hours operation, excludes electric lock power consumption
Panel Output	1 x E-Lock relay dry contact output, max. 10A current rating 1 x Alarm relay dry contact output, max. 3A current rating 1 x Door ajar TTL signal output, 5VDC output, 20mA 13VDC battery charging	Operating Voltage	12VDC, 3A output
ACX Key Switch	GREEN / RED / OFF LED indication Trouble OPEN and Trouble CLOSE protection Tamper protection Manual Reset protection	Others	
Expansion	1 x RS485 serial port for expansion, software and hardware interface to other system	Operating Temperature	0° to 65° C
		Operating Humidity	0-95% relative humidity non-condensing
		PCB Dimension	120mm x 120mm x 20mm