

2300 High Security Key Switch

The ACX 2300 high-security override key switch is a perfect device that is designed for the fail-safe electric lock access control system.

The ACX 2300 device has two parts, a key switch, and a key controller.

If the door access reader or controller malfunctions, the user can use the mechanical key to open the door.

If the system is functional but the key switch has been tampered with, no matter whether the visible wires are short-circuited or open-circuited, the electric lock status remains unchanged.

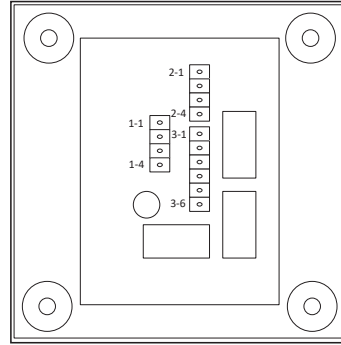

The ABLOY PROTEC2 master key is designed for large-scale systems with, maximum of seven levels of key control.

FEATURES

- RED (Normal) / GREEN (Key Open Door) / OFF (Tampered) color LED indication
- Support Fail Safe Electrical Lock
- ABLOY PROTEC2 master key, 1.97 billion different key combinations
- The key built in a moveable metal bead that cannot be copied by 3D printing technology
- Protection for the wires inside the key switch which are short-circuited or open-circuited
- Reset button in key switch controller which to activate the key switch function
- E-Lock power from door access controller or external power source
- KEY open/close signal output
- Tamper health / triggered signal output



UNIT



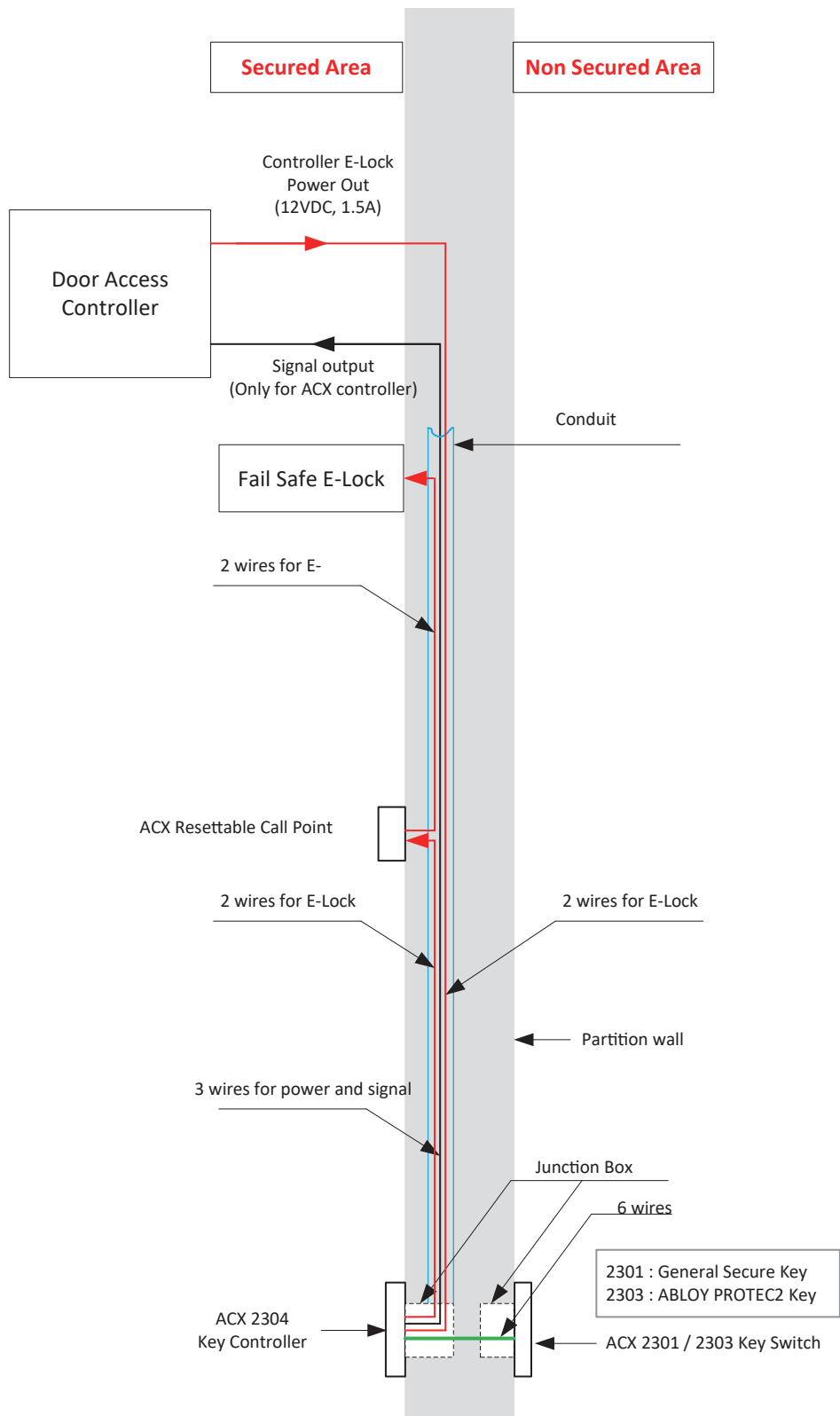
ACX 2301 / 2303 Key Switch	
Wire color	Connect to 2304
RED	3-1
GREEN	3-2
BLACK	3-3
YELLOW	3-4
WHITE	3-5
BROWN	3-6

2301 : General Secure Key
 2303 : ABLOY PROTEC2 Key

ACX 2304 Key Controller	
PIN	Description
1-1	NA
1-2	Connect to ACX Door Access Panel GND
1-3	Connect to ACX Door Access Panel SIG 1
1-4	Connect to ACX Door Access Panel SIG 2
2-1	12VDC connect to Power Supply
2-2	Connect to Power Supply Ground
2-3	Connect to ACX Panel E-Lock COM
2-4	Connect to Power Supply Ground
3-1	(RED) Connect to ACX Key Switch Green LED V-
3-2	(GREEN) Connect to ACX Key Switch Red LED V-
3-3	(BLACK) Connect to ACX Key Switch LED V+
3-4	(YELLOW) Connect to ACX Key Switch (Normal Open)
3-5	(WHITE) Connect to ACX Key Switch Tamper COM (Normal Open)
3-6	(BROWN) Connect to ACX Key Switch Tamper

2301/2303 AND 2304 WIRING DIAGRAM

ACX 2301 / 2303 and 2304 wiring diagram



ACX 2304 Key Controller wiring diagram

